



# NARDI

IMPLEMENTS FOR PROFESSIONAL FARMING

## ARATRI A DISCHI PORTATI

► MOUNTED DISC PLOUGH



[WWW.GRUPPONARDI.IT](http://WWW.GRUPPONARDI.IT)

 **DESCRIZIONE PRODOTTO:**

Telaio a struttura in acciaio piatto - Attacco a 3 punti - Dischi e ruotino direzionale montati su cuscinetti a rulli conici - Angolo verticale ed orizzontale dei dischi regolabile - Ruotino direzionale oscillante con regolazione dell'angolo di taglio e dello spostamento laterale - Piede di sostegno.

**A RICHIESTA:** Ruotini regolazione profondità - Dischi 710 Ø.

 **DESCRIPTION:**

Flat steel frame construction - 3 point linkage - Tapered roller bearings on discs and furrow-wheel - Adjustable vertical and horizontal angle of discs - Floating furrow wheel ensuring culting angle adjustment and side draft control - Stand.

**OPTIONAL:** Depth control wheel - Discs 710 Ø.

 **DESCRIPTION:**

Chassis à structure en acier plat - Attelage 3 points - Disques et roulette de direction montés sur roulements à rouleaux coniques - Angle vertical et horizontal des disques réglable - Roulette de direction oscillante avec réglage de l'angle de coupe et du dèport latéral - Bequille.







**SUR DEMAND:** Roulette réglage profondeur - Disques 710 Ø.

## Serie media - Medium duty series - Type moyenne

### BDE

**BIDISCO  
TWO DISCS  
PLOUGH BIDISQUE**









Mod.							
	Hp.	Kw.	mm.	cm.	cm.	cm.	Kg.
BDE 28/38D	45-50	30-37	660	25	52	55	290

### TDPE

**TRIDISCO  
THREE DISCS PLOUGH  
TRIDISQUE**









Mod.							
	Hp.	Kw.	mm.	cm.	cm.	cm.	Kg.
TDPE 48/D	55-65	40-48	660	25	80	55	425

### QDE

**QUADRIDISCO  
FOUR DISCS PLOUGH  
QUADRIDISQUE**









Mod.							
	Hp.	Kw.	mm.	cm.	cm.	cm.	Kg.
QDE 48/D	75-90	55-66	660	25	105	55	520

## PDE

PENTADISCO  
FIVE DISCS PLOUGH  
PENTADISQUE









Mod.							
	Hp.	Kw.	mm.	cm.	cm.	cm.	Kg.
PDE 80/E	90-110	66-81	660	25	130	55	680

## Serie pesante - Heavy duty series - Type lourd

## TD


TRIDISCO  
THREE DISCS PLOUGH  
TRIDISQUE









Mod.							
	Hp.	Kw.	mm.	cm.	cm.	cm.	Kg.
TD 70/E	60-70	44-51	660	25	80	55	520

## QD

QUADRIDISCO  
FOUR DISCS PLOUGH  
QUADRIDISQUE









Mod.							
	Hp.	Kw.	mm.	cm.	cm.	cm.	Kg.
QD 70/E	75-90	55-66	660	25	105	55	620

## PD


PENTADISCO  
FIVE DISCS PLOUGH  
PENTADISQUE









Mod.							
	Hp.	Kw.	mm.	cm.	cm.	cm.	Kg.
PD 70/F	90-110	66-81	660	25	130	55	780

## ED


ESADISCO  
SIX DISC PLOUGH  
EXADISQUE









Mod.							
	Hp.	Kw.	mm.	cm.	cm.	cm.	Kg.
ED 70/E	130-150	96-110	660	25	155	55	990

## ZTD

TRIDISCO REVERSIBILE  
REVERSIBLE THREE DISCS PLOUGH  
TRIDISQUE REVERSIBLE









Mod.							
	Hp.	Kw.	mm.	cm.	cm.	cm.	Kg.
ZTD 70	60-70	44-51	660	20-30	80	55	490
ZTD 70/I	60-70	44-51	660	20-30	70-87	55	500

## ZQD/I

QUADRIDISCO REVERSIBILE IDRAULICO  
REVERSIBLE HYDRAULIC FOUR DISCS PLOUGH  
QUADRIDISQUE REVERSIBLE IDRAULIQUE









Mod.							
	Hp.	Kw.	mm.	cm.	cm.	cm.	Kg.
ZQD 70/I	80-110	59-81	660	20-30	88-125	55	810

## ZPD/I

PENTADISCO REVERSIBILE IDRAULICO  
REVERSIBLE HYDRAULIC FIVE DISCS PLOUGH  
PENTADISQUE REVERSIBLE IDRAULIQUE









Mod.							
	Hp.	Kw.	mm.	cm.	cm.	cm.	Kg.
ZPD 70/I	100-150	74-111	660	20-30	105-150	55	910

## ZED/I

ESADISCO REVERSIBILE IDRAULICO  
REVERSIBLE HYDRAULIC SIX DISCS PLOUGH  
ESADISQUE REVERSIBLE IDRAULIQUE



Mod.							
	Hp.	Kw.	mm.	cm.	cm.	cm.	Kg.
ZED 70/I	120-170	88-125	660	20-35	125-180	55	1.010

ASSOCIATI:



I dati di peso e di lavoro contenuti nella presente illustrazione s'intendono forniti a semplice titolo indicativo e non impegnativo. The weight and working data contained in the present leaflet are supplied for information only and are not binding.

 **NARDI**

IMPLEMENTS FOR PROFESSIONAL FARMING

Via del Lavoro 24/26 - 06016 Selci Lama (PG) Italy  
tel. +39 075 8610611 - fax +39 075 8583446  
www.grupponardi.it - e-mail: info@grupponardi.it  
Facebook.com/Nardi.spa