





# NARDI

IMPLEMENTS  
FOR PROFESSIONAL  
FARMING



**NX 10 E**  
**HP 65 -115**

 Aratro portato reversibile per  
lavori entro solco  
 Reversible ploughs for in  
furrow ploughing



# NARDI

IMPLEMENTS  
FOR PROFESSIONAL  
FARMING



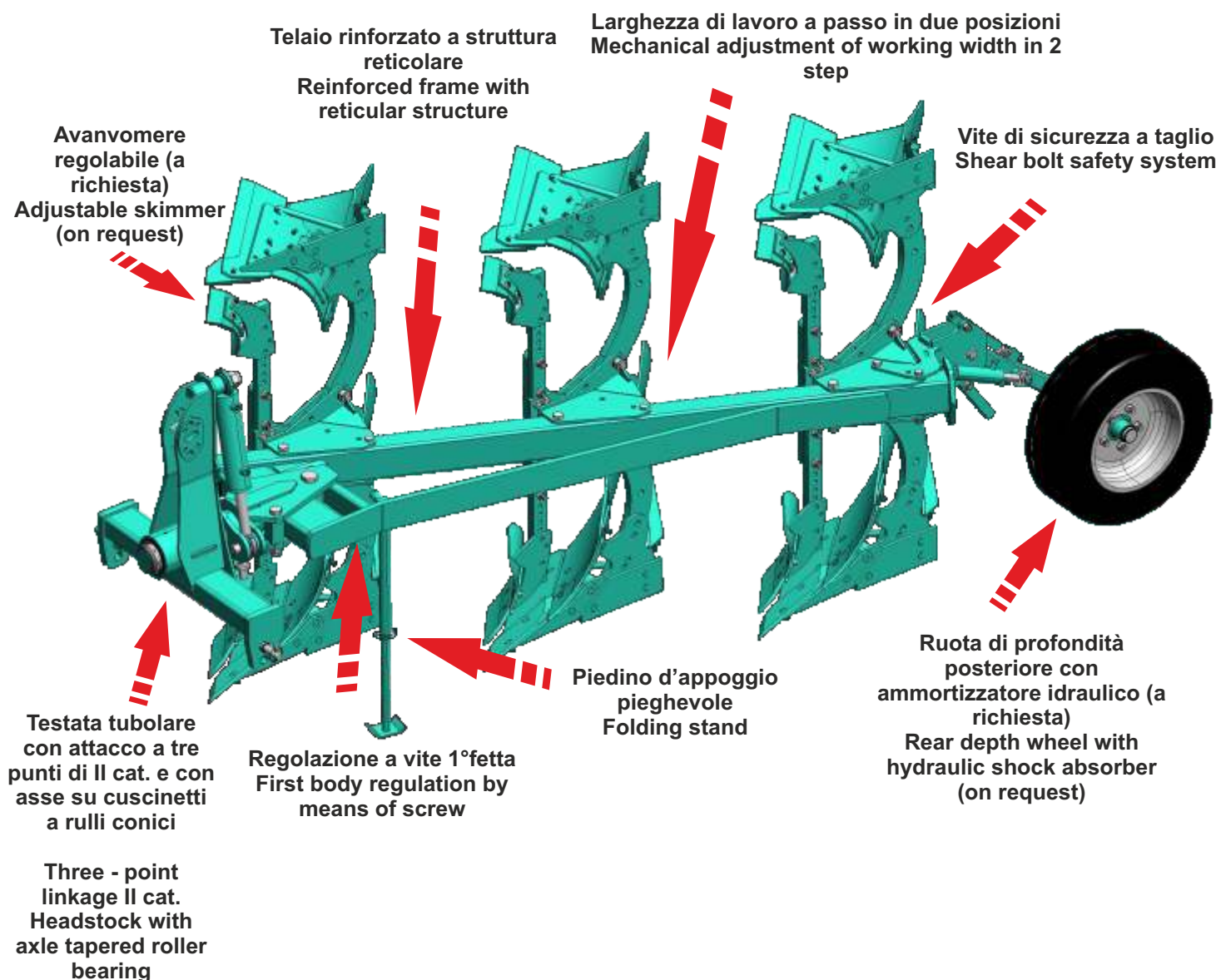
Aratri reversibili per lavori entro solco con larghezza di lavoro variabile a passo in due posizioni, con bullone di sicurezza a taglio (HP 65 - 115)










**A RICHIESTA:** avanvomeri, deflettori, soprali, coltri dal basso, ruote di profondità.  
Varie tipologie di corpi: cilindrici, elicoidali, a scalpello, a strisce e con polietilene  
(vedi ultima pagina)



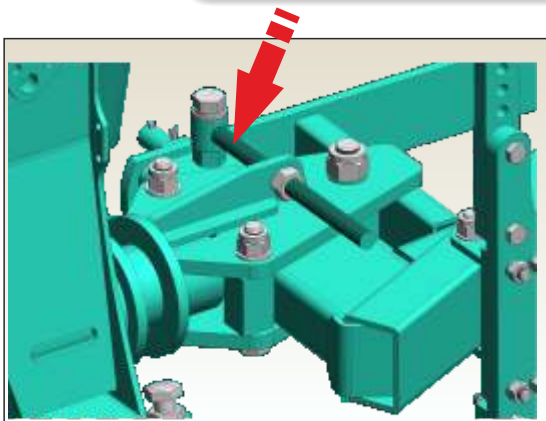
Reversible ploughs for in furrow ploughing with mechanical regulation of working width in 2 positions  
Shear bolt safety system. (HP 65 - 115)

**OPTIONAL:** Skimmers, baffle, top win, bottom coulter, depth control wheels.  
Available working bodies: cylindrical, helicoidal, strips, chisel, and bodies with polyethylene  
(for details see last page)



Mod. <b>NX10E</b>										
	N°		mm	Hp	Kw	cm	cm	cm	cm	Kg
<b>BIVOMERI VARIAZIONE MECCANICA A PASSO IN DUE POSIZIONI - 2 FURROW MECHANICAL ADJUSTMENT IN 2 POSITIONS</b>										
<b>NX10E/2L</b>	2	EL5R/A	120 + rinf.lat.	65-85	48-63	100	76-87	20-30	82	520
<b>TRIVOMERI VARIAZIONE MECCANICA A PASSO IN DUE POSIZIONI - 3 FURROW MECHANICAL ADJUSTMENT IN 2 POSITIONS</b>										
<b>NX10E/3TL</b>	3 (2+1)	EL5R/A	120 + rinf.lat.	85-115	63-85	100	114-130	20-30	82	670
<b>NX10E/3</b>	3	EL5R/A	120 + rinf.lat.	85-115	63-85	90	114-130	20-30	82	680
<b>QUADRIVOMERI VARIAZIONE MECCANICA A PASSO IN DUE POSIZIONI - 4 FURROW MECHANICAL ADJUSTMENT IN 2 POSITIONS</b>										
<b>NX10E/4T</b>	4 (3+1)	EL5R/A	120 + rinf.lat.	95-115	70-85	90	150-175	20-30	82	850

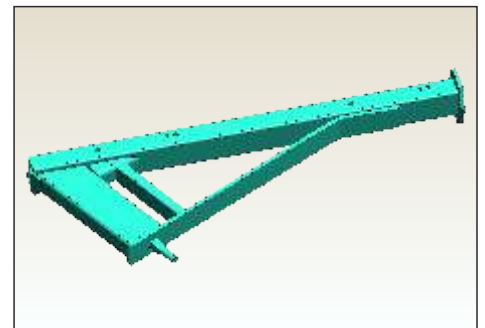
<b>CORPI A RICHIESTA NX10E - OPTIONAL BODIES</b>							
	EL5	EL6R	CL6R	CN6	ELS6R	CN6P	SC5.5
<b>Bivomeri - 2 Furrow</b>	●	●	●	●	●	●	●
<b>Trivomeri - 3 Furrow</b>	●	●	●	●	●	●	●
<b>Quadrivomeri - 4 Furrow</b>	●	●	●	—	●	—	●



Vite per la regolazione del 1° corpo in base alla larghezza della trattoria  
First body regulation by means of screw, according to tractor track



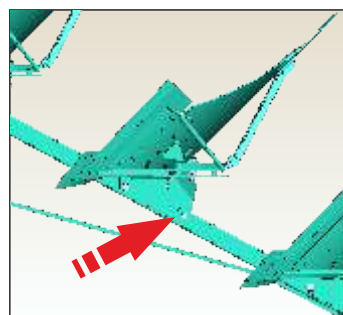
Bullone di sicurezza a taglio  
Shear bolt safety device



Telaio con rinforzi e struttura reticolare  
Reinforced frame with reticular structure



Testata con attacco a 3 punti di II cat.  
3 point linkage headstock



Variazione a passo in 2 pos.  
2 step mechanical adjustment




Scalpellini con riporto di carburo di tungsteno di serie su corpi: EL5R - EL6R - ELS6R - CN6 CN6P  
Carryover of tungsten carbide on all chisel points standards on bodies: L5R - EL6R - ELS6R - CN6 CN6P






## Corpi disponibili Working bottoms



mod.	prof.cm. w. depth cm.	peso a coppia weight each couple
<b>SC5.5</b>	<b>27-32</b>	<b>108 Kg.</b>

Corpo a scalpello per terreni leggeri e medio pesanti, con presenza di pietre

Chisel body medium heavy soils with stones



mod.	prof.cm. w. depth cm.	peso a coppia weight each couple
<b>CN6</b>	<b>30-35</b>	<b>105 Kg.</b>

Corpo normale con versoio cilindrico con scalpello sovrapposto, adatto per tutti i tipi di terreni leggeri e medio pesanti, anche umidi. Scalpello con riporti di carburi di tungsteno

Standard bottom with cylindrical mouldboard and overlying chisel suitable for all kinds of light and medium-heavy soils including wet soils. Chisel with carryovers of tungsten carbide



mod.	prof.cm. w. depth cm.	p. a coppia weight each couple
<b>EL5R/A</b>	<b>20-30</b>	<b>73 Kg.</b>
<b>EL6R/A</b>	<b>30-35</b>	<b>83 Kg.</b>

Corpo con versoio elicoidale con scalpello sovrapposto, adatto per terreni umidi, medio-pesanti, anche colloidali. Scalpello con riporti di carburi di tungsteno


Helicoidal bottom with overlying chisel suitable for wet soils, medium-heavy or colloidal soils. Chisel with carryovers of tungsten carbide



mod.	prof.cm. w. depth cm.	p. a coppia weight each couple
<b>ELS6R/A</b>	<b>30-35</b>	<b>73 Kg.</b>

Corpo con versoio a strisce con scalpello sovrapposto, adatto per terreni umidi, medio pesanti, anche colloidali. Scalpello con riporti di carburi di tungsteno

Band type bottom with overlying chisel suitable for wet soils, medium-heavy or colloidal soils. Chisel with carryovers of tungsten carbide




mod.	prof.cm. w. depth cm.	p. a coppia weight each couple
<b>CN6P</b>	<b>30-35</b>	<b>116 Kg.</b>

Corpo normale con versoio in polietilene con scalpello sovrapposto, anche per terreni collosi. Scalpello con riporti di carburi di tungsteno

Standard bottom with mouldboard in polyethylene and overlying chisel, also for colloidal soils. Chisel with carryovers of tungsten carbide

## Accessori-Accessories




Avanvomere cilindrico  
Cylindrical skimmer



Avanvomere per mais  
Skimmer for maize



Coltrotto dal basso  
Bottom coulters




Soprala  
Top wing



Deflettore  
Baffle



Ruota di profondità reversibile  
in gomma  
Rear depth control reversible  
wheel in rubber



Doppia ruota di profondità  
Double depth control iron wheel

